

INTUITIVE

Investor Presentation

Q1 2026

INTUITIVE

© 2026 Intuitive Surgical Operations, Inc. All rights reserved.

Cautionary note on forward-looking statements

This presentation contains “forward-looking statements” as defined in the Private Securities Litigation Reform Act of 1995 regarding, among other things: future operating and financial performance, product development, and market position and business strategy. The reader is cautioned not to rely on these forward-looking statements. They are based on current expectations of future events. If underlying assumptions prove inaccurate or known or unknown risks or uncertainties materialize, actual results could vary materially from the expectations and projections of Intuitive Surgical, Inc. Risks and uncertainties include, but are not limited to: macroeconomic factors, which could have a materially adverse impact on our business, financial condition, or results of operation; reliance on sole- and single-source suppliers and inability to purchase at acceptable

prices a sufficient supply of materials, parts, and components; public health crises or epidemic diseases; litigation, investigations, or other legal proceedings; the highly competitive nature of our industry, including customers’ preference for competitors’ products or services; market acceptance of our products; inability of hospitals to obtain coverage and reimbursement for procedures using our products or insufficient reimbursement to cover the costs of purchasing our products; defects in or performance problems of our products, which may result in recalls; significant, uninsured losses; the loss of key personnel or inability to attract and retain other personnel; negative publicity concerning our products or company; and long and variable capital sales cycles and seasonality in our business. A further list and descriptions of these risks, uncertainties, and other


factors can be found in Intuitive’s Annual Report on Form 10-K, including in the sections captioned “Cautionary Note Regarding Forward-Looking Statements” and “Item 1A. Risk Factors,” and in Intuitive’s subsequent Quarterly Reports on Form 10-Q and other filings with the U.S. Securities and Exchange Commission. Copies of these filings are available at www.sec.gov, isrg.intuitive.com, and on request from Intuitive. Any forward-looking statements in this presentation speak only as of the date of this presentation. Intuitive does not undertake to update any forward-looking statements as a result of new information or future events or developments. Some products discussed in this presentation may not be available without regulatory clearance. Please check with your local regulatory contact for current status.

Our *mission*

We believe that minimally invasive care is life-enhancing care. Through ingenuity and intelligent technology, we expand the potential of physicians to heal without constraints.

Our *vision*

We envision a future of care that is less invasive and profoundly better, where diseases are identified early and treated quickly so patients can get back to what matters most.



Where we are focused with our customers



Improve clinical outcomes

- Length of stay
- Consistency of outcomes
- Surgical site infections
- Complications
- Readmission



Enhance patient experience

- Recovery
- Conversions
- Outpatient vs. inpatient



Improve care team experience

- Ecosystem support
- Ergonomics
- OR / staffing efficiencies
- Analytics
- Training



Lower total cost of care

- Total clinical cost
- Direct costs
- Clinical variation



Expand access to care

- Enablement of MIS reproducibility
- Access to technology and innovations
- Education and empowerment

3.2M+

Procedures performed on Intuitive systems in 2025

3.0M+

Multiport

55K+

Single port

140K+

Ion

1,900+

Intuitive systems placed in 2025

1,610+

Multiport

100+

Single port

190+

Ion

4,000+

Peer-reviewed articles published in 2025²

20.4M+

Procedures performed on Intuitive systems to date¹

19.9M+

Multiport

130K+

Single port

325K+

Ion

12,000+

Intuitive systems in hospitals globally¹

10,720+

Multiport

370+

Single port

990+

Ion

48,000+

Peer-reviewed articles published to date²

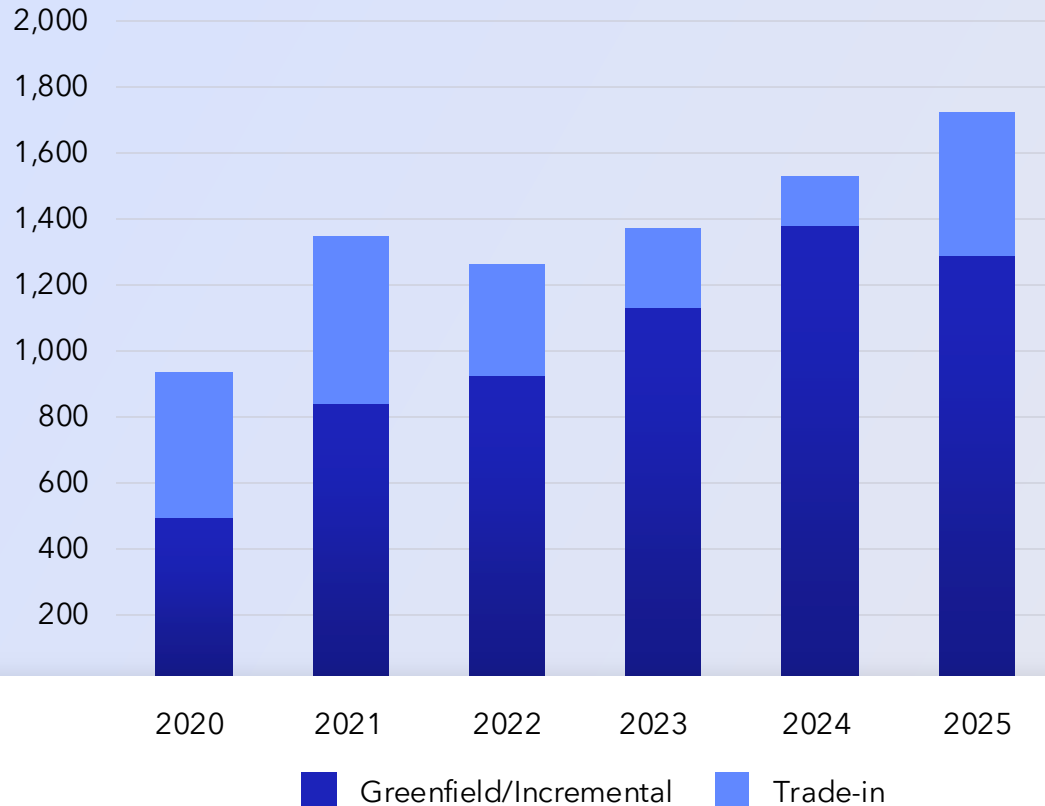
Source: Intuitive 2025 earnings; 1. As of Dec. 2025. Procedures performed using Intuitive systems includes da Vinci and Ion; 2. As of Nov. 2025.

INTUITIVE

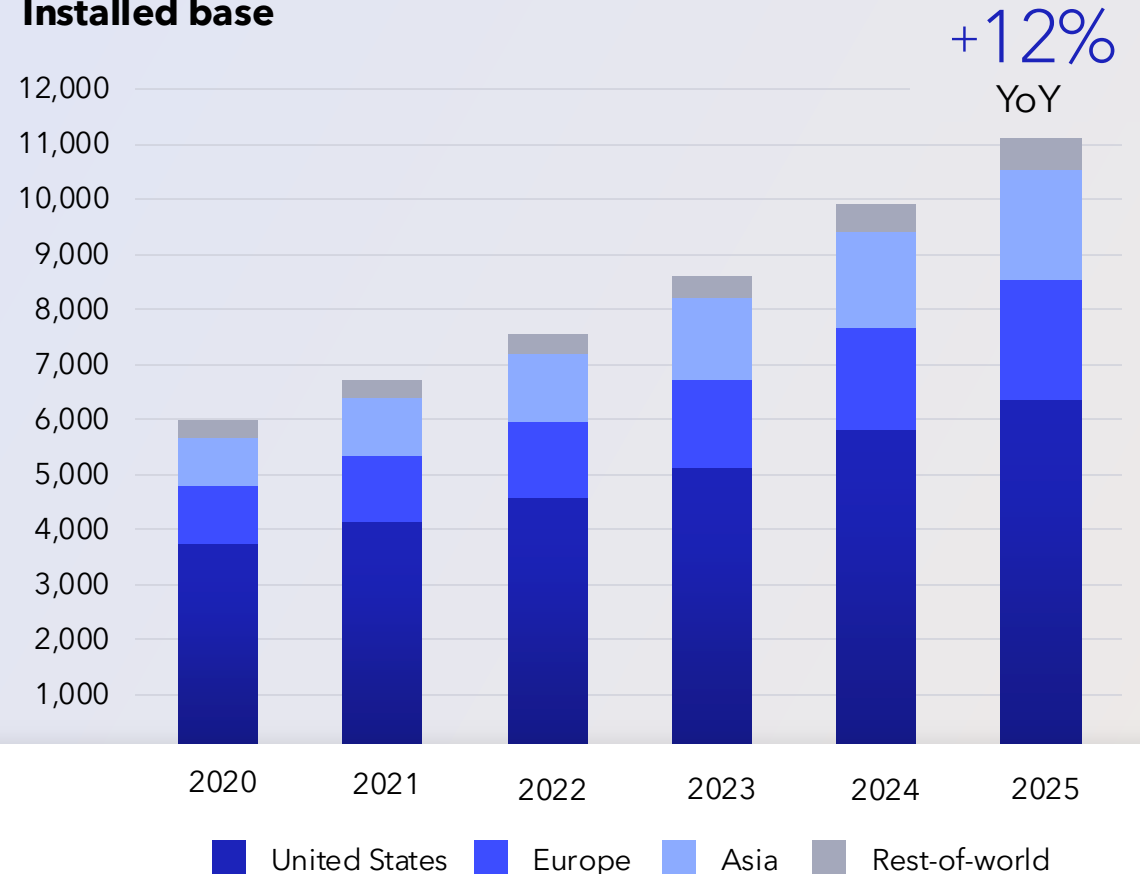
© 2026 Intuitive Surgical Operations, Inc. All rights reserved.

Worldwide capital trends

System placements



Installed base

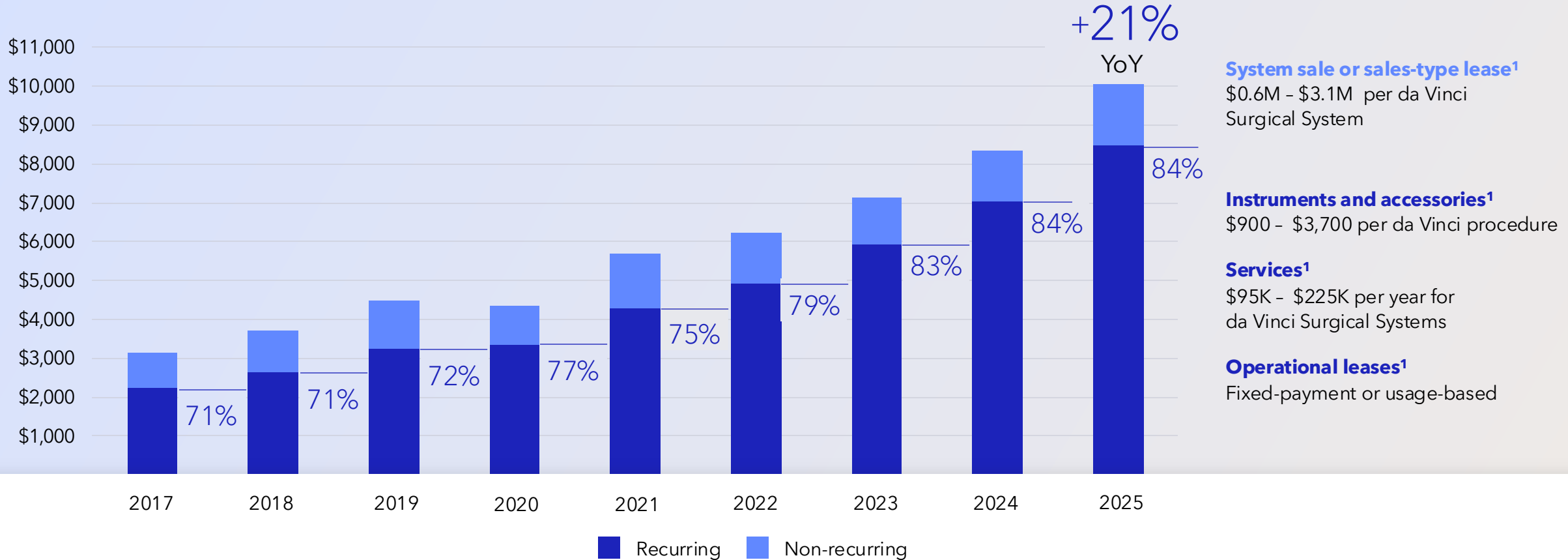


Source: Intuitive 2025 earnings.

*da Vinci only

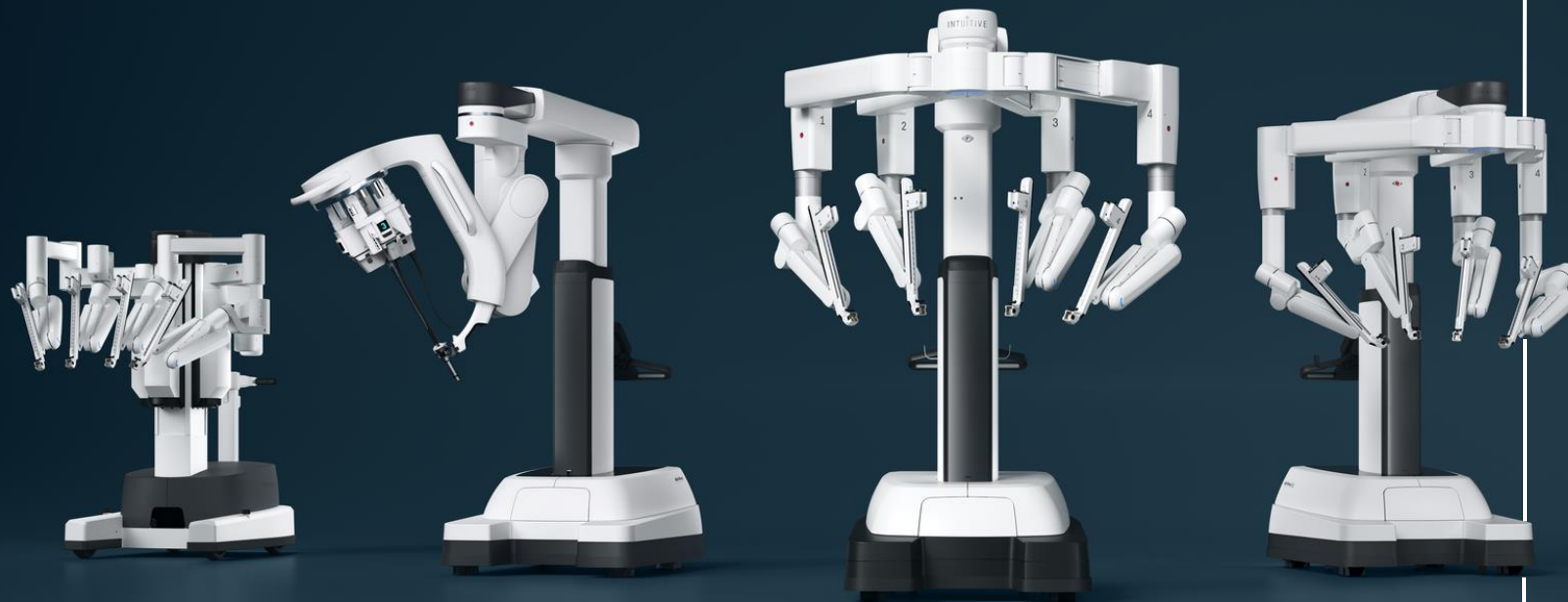
Revenue trend

(USD, in millions)



Source: Intuitive 2025 earnings; 1. Ranges listed are approximate, not all prices will fall within the range.

Da Vinci platforms



Da Vinci Multi-port

Procedures

17%

YoY Growth

3.0M+

1.2M+

2020 2021 2022 2023 2024 2025

Installed base

12%

YoY Growth

10.7K+

5.9K+

2020 2021 2022 2023 2024 2025

Utilization

3%

YoY Growth

300+

210+

2020 2021 2022 2023 2024 2025

Source: Intuitive 2025 earnings.

INTUITIVE

© 2026 Intuitive Surgical Operations, Inc. All rights reserved.

A strong da Vinci 5 launch

with clearances
in the U.S., Korea,
Japan, and Europe



270,000+

Procedures performed to date

1,200+

Systems installed globally

10,400+

Surgeons using da Vinci 5

11%

Higher utilization than Xi*

Source: Intuitive 2025 earnings. As of Dec. 2025.

*Utilization calculated as Q4 2025 estimate in the US.

INTUITIVE

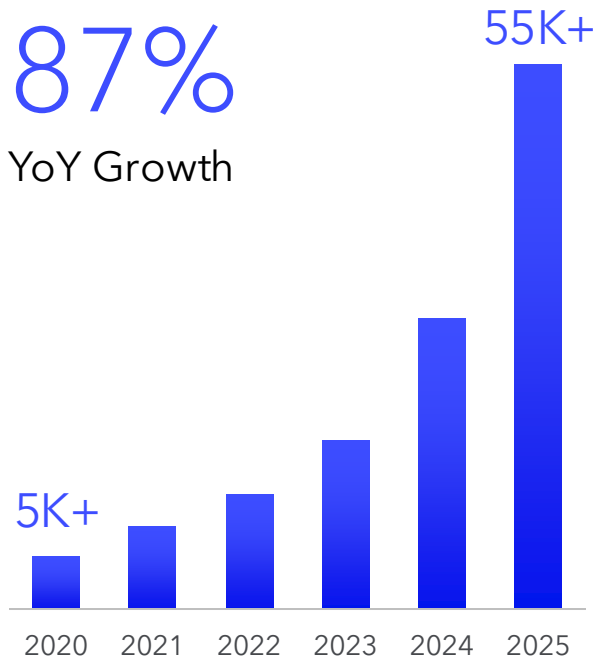
© 2026 Intuitive Surgical Operations, Inc. All rights reserved.

Da Vinci SP

Procedures

87%

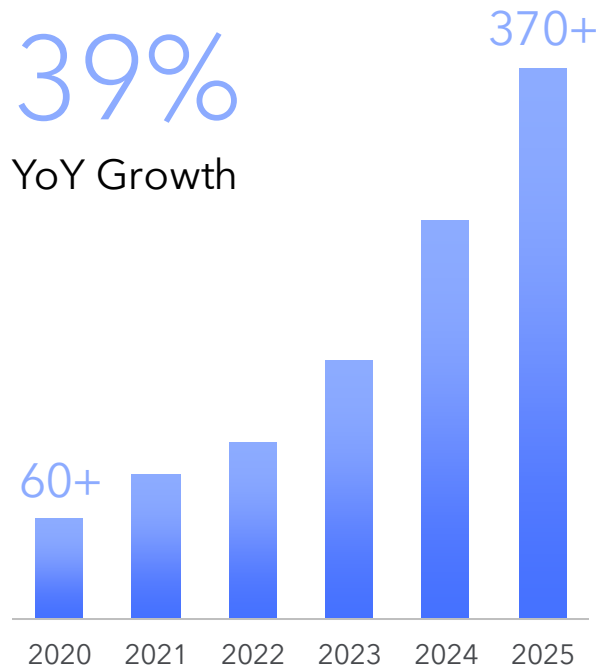
YoY Growth



Installed base

39%

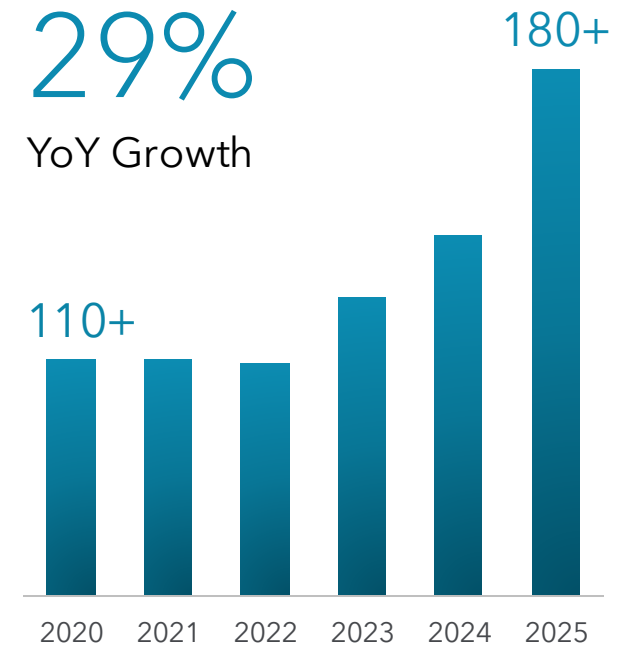
YoY Growth



Utilization

29%

YoY Growth




Source: Intuitive 2025 earnings.

INTUITIVE

© 2026 Intuitive Surgical Operations, Inc. All rights reserved.

Ion

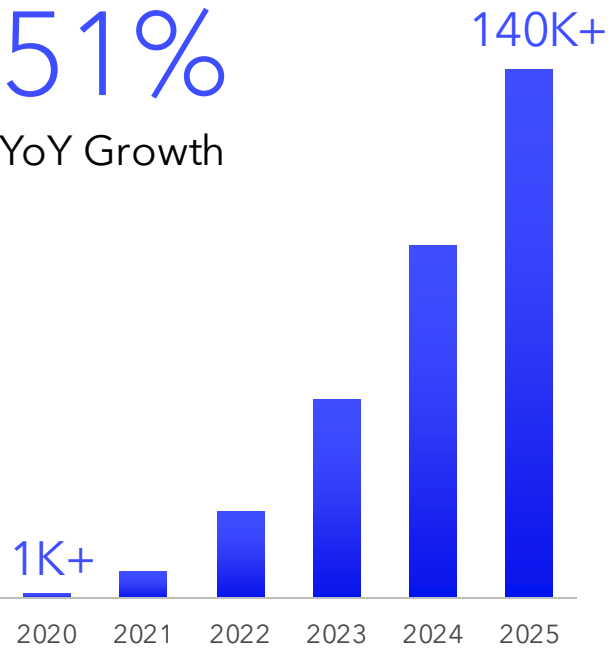


Ion

Procedures

51%

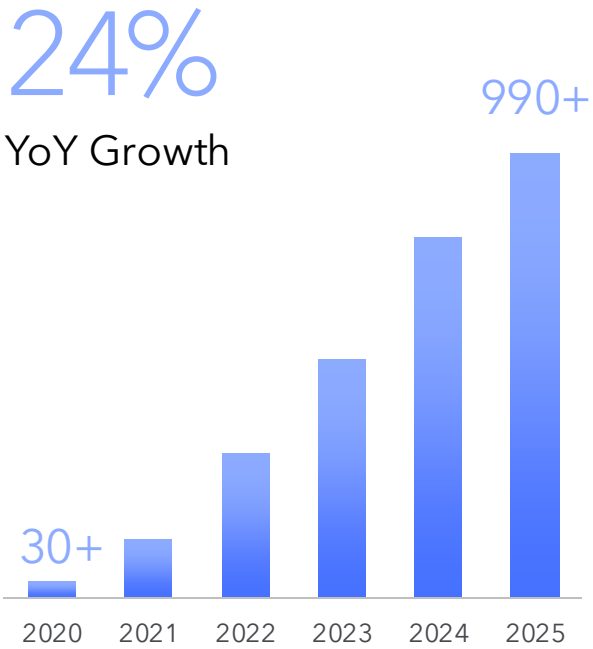
YoY Growth



Installed base

24%

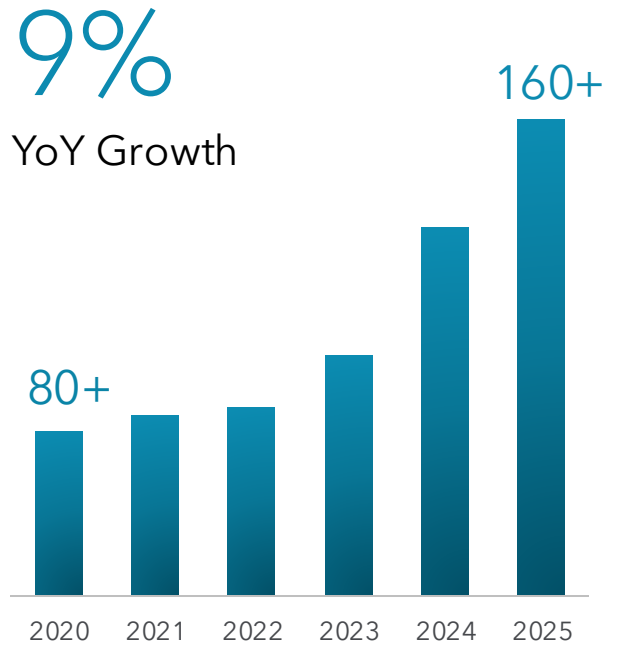
YoY Growth



Utilization

9%

YoY Growth



Source: Intuitive 2025 earnings.

INTUITIVE

© 2026 Intuitive Surgical Operations, Inc. All rights reserved.

Q1'26 Results

Q1 2026 Results

16%

Da Vinci Procedure growth Y/Y

12%

Da Vinci Installed base growth Y/Y

431

Da Vinci systems placed

\$2.77

Billion in revenue (23% Y/Y)

67.8%

Non-GAAP gross margin

\$2.50

Non-GAAP EPS

Da Vinci System Installed Base



2026 priorities

Accelerate access to
and quality of minimally
invasive care

01

Platform growth

Global expansion of da Vinci 5, SP, and Ion. Follow-on digital feature releases and ecosystem enhancements.

02

Procedure adoption

Focus procedure growth by country through training, commercial activities, and market access efforts.

03

Quality and manufacturing

Continued focus on product quality, building industrial scale, and optimizing manufacturing operations.

04

Innovation to reach more patients

Advance early-stage R&D programs for new disease states; expand line of sight.



Corporate Impact

Outcomes-focused innovation to enhance physician and care team performance, efficiency, and to improve patient outcomes are at the core of what Intuitive does as a business. It is also a vital alignment for our environmental sustainability, social responsibility, and governance transparency work.

[View 2025 Corporate Impact Report on our website >](#)

INTUITIVE